



LB-electronics

Döblinger Hauptstraße 95
1190 Wien, Österreich
+43 1 36030
office@lb-electronics.at

SWIT®

Akkus & Ladegeräte



**B-Mount, V-Mount, Bi-Voltage, IP54, Flugakkus
48V Akkus, Ladegeräte und Stativhalterungen für Licht**



B-MOUNT CINE POWER SYSTEM



14.4v
28.8v

BIVO-98 98Wh

- ◆ 14.4V & 28.8V Bi-voltage
- ◆ 150W constant load
- ◆ 2x D-tap output sockets
(14.4V status: D-tap 11-16.8V out)
(28.8V status: D-tap Reg.16V out)
- ◆ Built-in LED torch
- ◆ 1.2m drop-off proof



14.4v
28.8v

BIVO-160 160Wh

- ◆ 14.4V & 28.8V Bi-voltage
- ◆ 200W constant load
- ◆ 33.6V 100W ultra fast charging
- ◆ 2x D-tap output sockets
(14.4V status: D-tap 11-16.8V out)
(28.8V status: D-tap Reg.16V out)
- ◆ OLED display remaining time
- ◆ Built-in LED torch, 1.2m drop-off proof



14.4v
28.8v

BIVO-200 196Wh

- ◆ 14.4V & 28.8V Bi-voltage
- ◆ 200W constant load
- ◆ 33.6V 100W ultra fast charging
- ◆ 2x D-tap output sockets
(14.4V status: D-tap 11-16.8V out)
(28.8V status: D-tap Reg.16V out)
- ◆ OLED display remaining time
- ◆ Built-in LED torch, 1.2m drop-off proof



14.4v
28.8v

BIVO-290 290Wh

- ◆ 14.4V & 28.8V Bi-voltage
- ◆ 250W constant load
- ◆ 33.6V 100W ultra fast charging
- ◆ 2x D-tap output sockets
(14.4V status: D-tap 11-16.8V out)
(28.8V status: D-tap Reg.16V out)
- ◆ OLED display remaining time
- ◆ Built-in LED torch, 1.2m drop-off proof



28.8v

USB-C
60W

HB-A290B 290Wh

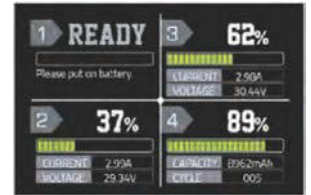
- ◆ 28.8V high voltage
- ◆ 250W constant load
- ◆ 33.6V 100W ultra fast charging
- ◆ 2x D-tap Reg. 16V outputs
- ◆ 1x USB-C 60W in & out
- ◆ 1x USB-A 5V 2A out
- ◆ OLED display remaining time
- ◆ Built-in LED torch, 1.2m drop-off proof



PC-P461B

4×100W Ultra Fast B-mount Charger

- 4-ch simultaneous charging
- Charge 14.4V/28.8V Bi-voltage battery or pure 28.8V battery
- DC 33.6V 100W ultra fast charging \geq 160Wh batteries
- DC 33.6V 50W charging <160Wh batteries
- 3.5-inch color LCD info display
- Battery cycle times display
- Top large charging indicators



V-mount Ultra-Fast Wall Charger



MATRIX-S8

8×100W Ultra fast V-mount Wall Charger

- Charge both 14.4V & 28.8V
- 19-inch rack fit
- Color LCD info display

B-mount Ultra-Fast Wall Charger



MATRIX-B8

8×100W Ultra fast B-mount Wall Charger

- 8-ch simultaneous B-mount fast charging
- DC33.6V, 3A, 100W for \geq 160Wh batteries
- DC33.6V, 1.3A, 44W for <160Wh batteries
- 2× 3.5-inch color LCD info display
- Battery cycle times display
- Large LED charging indicators
- Wall mounting or 19-inch rack install



High Power Battery



Infinite Capabilities to power your lights

28.8V **500W** Extreme High Load

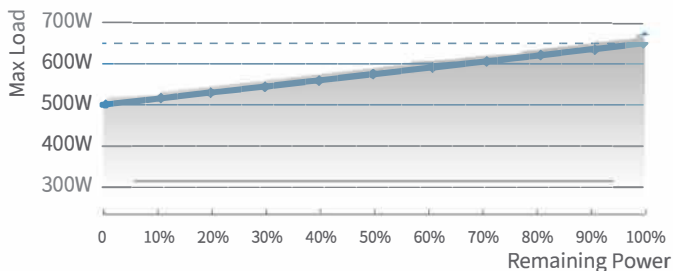


HB-C420S 28.8V 420Wh



- ◆ Highest capacity battery to hold by hand
- ◆ 28.8V (22-33.6V) high voltage
- ◆ Standard V-mount connection
- ◆ 500W constant high load, 650W peak load
- ◆ 33.6V 100W fast charging by SWIT PC-P461S charger
- ◆ 5-LED digital power indicators
- ◆ Multiple circuit protections

28.8 v V-mount	500 w High Load	100 w Fast Charge
--------------------------	---------------------------	-----------------------------



* Please Note the HB-C420S is 28.8V (21.6-33.6V) voltage V-mount battery, **DO NOT** use it on the device that doesn't support up to 33.6V power input.

48V 750W

Light Stand Power Adaptor



TD-R230S 2-Batteries Light Stand Power Adaptor

- ◆ Mount 2x 28.8V V-mount batteries
- ◆ 25-45mm light stand install
- ◆ Neutrik 3-pin XLR 48V (Reg.) 750W output×1
- ◆ Neutrik SpeakON 22-33.6V 750W output×1
- ◆ Power indicators for each battery



S-7250S 1-Battery Light Stand Power Adaptor

- ◆ Mount 1x V-mount battery
- ◆ 13-53mm strong clamp to light stand or tripod
- ◆ Neutrik SpeakON (battery voltage)×20A output
- ◆ Output 22-33.6V 500W by SWIT HB-C420S battery

Huge Capacity Battery



PB-C420S 14.4V 420Wh

- ◆ Highest capacity battery to hold by hand
- ◆ Standard V-mount interface
- ◆ 250W/20A constant high load
- ◆ 100W/6A ultra fast charging
- ◆ D-tap power output and charging input × 2
- ◆ SMBus power info for both SONY & RED
- ◆ Multiple protection circuit

250 w
High Load

100 w
Fast Charge




Bi-Voltage Battery



14.4V / 28.8V Bi-Voltage V-mount

ARRI ALEXA LF/65
RED V-RAPTOR XL, etc



PB-H290S 14.4V/28.8V 290Wh

- ◆ 14.4V/28.8V Bi-voltage auto switch
- ◆ Standard V-mount connection
- ◆ Power 11-16.8V or 22-33.6V equipment
- ◆ Charge by regular 16.8V chargers
- ◆ 250W constant high load
- ◆ D-tap 11-16.8V regular voltage output
- ◆ 100W/6A ultra fast charging
- ◆ 8-LED remaining time indicators
- ◆ 1.5m drop-off proof

250 w
High Load

100 w
Fast Charge

IP54 Heavy Duty Battery

■ Introduction

PB-R series camera batteries have innovative dual housings structure: the inner cell cage and outer anti-shock housing with rubber covers. This structure makes the battery quite strong, anti-shock, IP54 water & dust proof, protects the battery from drop-off accident, rain and severe environment, especially in the application on film sets.



Strong dual housings
1.5m drop-off proof
IP54 rain proof



PB-R160S+ 160Wh

- ◆ Heavy Duty 1.5m drop-off proof
- ◆ 200W, 16A constant high load
- ◆ 100W/6A ultra fast charging
- ◆ 8-LED remaining run time indicators
- ◆ D-tap power output ×1

PB-R160S+: V-mount

SONY & RED power info, IP54 rainproof



PB-R220S+ 220Wh

- ◆ Heavy Duty 1.5m drop-off proof
- ◆ 200W, 16A constant high load
- ◆ 100W/6A ultra fast charging
- ◆ 8-LED remaining run time indicators
- ◆ D-tap power output ×1

PB-R220S+: V-mount

SONY & RED power info, IP54 rainproof



PB-R290S+ 290Wh


- ◆ Heavy Duty 1.5m drop-off proof
- ◆ 250W, 20A constant high load
- ◆ 100W/6A ultra fast charging
- ◆ 8-LED remaining run time indicators
- ◆ D-tap power output ×1

PB-R290S+: V-mount


SONY & RED power info, IP54 rainproof

Power Info Display

The 8-LED power check indicators tell not only the remaining power percentage, but also the remaining running time on the equipment, accurate to 15 minutes.



When battery is free, press "Power Check" button, the upper 4 LEDs indicate remaining power percentage. When battery is under charging, the upper 4 LEDs flash and indicate remaining power percentage.



When the battery is working on camera or other devices, press "Power Check" button, The upper 4 LEDs indicate remaining working hours; And lower 4 LEDs indicate remaining working minutes.

IP54 water / dust proof

The dual housing structure featured 1.5 meters drop-off proof and V-mount version PB-R160S+, PB-R220S+ and PB-R290S+ featured IP54 water / dust proof. You can use the battery at any weather conditions.



Introduction

PB-S series camera batteries are cine style compact designed, shorter than normal V-mount batteries, and match perfectly with Cine-cameras. The build-in OLED can display accurate power info during charging and discharging, and to make convenient connections, the PB-S batteries provide USB output socket and up to 4 D-tap sockets for camera-top devices.



PB-S98S
98Wh

- ◆ 150W, 12A constant load
- ◆ 2× D-tap output
- ◆ 1× USB 5V/2A output
- ◆ Remaining time display

PB-S98S: V-mount
SONY & RED power info



PB-S146S
146Wh

- ◆ 200W, 16A constant load
- ◆ 2× D-tap output
- ◆ 1× USB 5V/2A output
- ◆ Remaining time display

PB-S146S: V-mount
SONY & RED power info



PB-S220S
220Wh

- ◆ 200W, 16A constant load
- ◆ 4× D-tap output
- ◆ 1× USB 5V/2A output
- ◆ 100W/6A ultra fast charging
- ◆ Remaining time display

PB-S220S: V-mount
SONY & RED power info



PB-S290S
290Wh

- ◆ 200W, 16A constant load
- ◆ 4× D-tap output
- ◆ 1× USB 5V/2A output
- ◆ 100W/6A ultra fast charging
- ◆ Remaining time display

PB-S290S: V-mount
SONY & RED power info



OLED Power info display

The OLED displays remaining power percentage, remaining working time, battery cycle times and abnormal protection info.



Display power percentage when the battery is free and display charging symbol during charging.



Display remaining running time when the battery is powering on camera or any devices. Press the power check button can switch to power percentage display.



Long press power check button for 5 seconds, it will display battery cycle times.




Display warning info "OVER LOAD", "OVER HEAT", "LOW TEMP" when the battery detected over charging, over load, short circuit, abnormal temperature, etc. Refer to User Manual to take steps.

Pocket V-mount Battery

■ Introduction

The MINO series are the new generation of pocket V-mount batteries. They are tiny size, light weight for handheld cine gears, with more DC sockets including D-tap, USB-A and bi-directional USB-C of 65W high power output to power laptops, and also support charging by USB-C chargers.



MINO-S70 70Wh

- ◆ Tiny V-mount battery, Pocket fit
- ◆ 100W, 8A constant load
- ◆ 1× D-tap output & charging input
- ◆ 1× USB-A 5V/2A output
- ◆ 1× USB-C 35W input & 65W output
- ◆ 4-step LED power indicator
- ◆ SONY & RED power info
- ◆ Wire-Free internal technic



5v 2A
USB-A

65 w
USB-C



MINO-S140 140Wh

- ◆ Tiny V-mount battery, Pocket fit
- ◆ 150W, 12A constant high load
- ◆ 1× D-tap output & charging input
- ◆ 1× USB-A 5V/2A output
- ◆ 1× USB-C 48W input & 65W output
- ◆ 4-step LED power indicator
- ◆ SONY & RED power info
- ◆ Wire-Free internal technic

5v 2A
USB-A

65 w
USB-C



MINO-S210 210Wh

- ◆ Tiny V-mount battery, Pocket fit
- ◆ 200W, 16A constant high load
- ◆ 1× D-tap output & charging input
- ◆ 1× USB-A 5V/2A output
- ◆ 1× USB-C 48W input & 65W output
- ◆ 100W/6A ultra fast charging
- ◆ 4-step LED power indicator
- ◆ SONY & RED power info
- ◆ Wire-Free internal technic



100 w
Fast Charge

5v 2A
USB-A

65 w
USB-C



PB-M45S 45Wh

- ◆ Tiny V-mount battery, Pocket fit
- ◆ 150W, 12A constant high load
- ◆ 1× D-tap output & charging input
- ◆ 1× USB-A 5V/2A output
- ◆ 5-step LED power indicator
- ◆ SONY & RED power info
- ◆ Wire-Free internal technic



PB-M98S 98Wh

- ◆ Tiny V-mount battery, Pocket fit
- ◆ 150W, 12A constant high load
- ◆ 1× D-tap output & charging input
- ◆ 1× USB-A 5V/2A output
- ◆ 5-step LED power indicator
- ◆ SONY & RED power info
- ◆ Wire-Free internal technic



PB-M146S 146Wh

- ◆ Tiny V-mount battery, Pocket fit
- ◆ 150W, 12A constant high load
- ◆ 1× D-tap output & charging input
- ◆ 1× USB-A 5V/2A output
- ◆ 5-step LED power indicator
- ◆ SONY & RED power info
- ◆ Wire-Free internal technic

150w

5v 2A
USB-A



Camera Battery

Classic Style for V-mount



150 w
High Load

S-8082S 95Wh



S-8083S 130 Wh



150w
High Load

S-8110S 146Wh



200 w
High Load

6A
Fast Charge

S-8113S 160Wh



200 w
High Load

6A
Fast Charge

S-8180S 220Wh



250 w
High Load

6A
Fast Charge

S-8183S+ 270Wh

Separable IATA



S-8192S 92+92Wh

- ◆ Large capacity battery of separable design
- ◆ Divided into 2x 92Wh parts to board airplane
- ◆ At least 100W, 8A output
- ◆ D-tap DC output socket
- ◆ 4-level LED power indicator

S-8192S: V-mount

- ◆ Constant high load output
- ◆ 6A fast charge (>=160Wh)
- ◆ D-tap power output socket
- ◆ 4-step LED power indicator
- ◆ Multiple circuit protections




■ Specifications:

Model	Type	Nominal voltage	Capacity	Constant Load	Dimensions	Weight
BIVO-98	B-mount	28.8V	98Wh (6.8Ah/3.4Ah)	150W	144X 100X38mm	0.67kg
BIVO-160	B-mount	14.4V/28.8V	160Wh (11.1Ah/5.5Ah)	200W	144X 100X54mm	1.1kg
BIVO-200	B-mount	14.4V/28.8V	196Wh (13.6Ah/6.8Ah)	200W	144X 100X54mm	1.1kg
BIVO-290	B-mount	14.4V/28.8V	290Wh (20.1Ah/10.1Ah)	250W	144X 100X70mm	1.52kg
HB-A290B	B-mount	28.8V	290Wh (10.1Ah)	250W	144X100X70mm	1.52kg
HB-C420S	V-mount	28.8V	420Wh (14.6Ah)	500W	155X101X80mm	2.07kg
PB-C420S	V-mount	14.4V	420Wh (29.4Ah)	250W	155X101X80mm	2.07kg
PB-H290S	V-mount	14.4V/28.8V	290Wh (20.1Ah/10.1Ah)	250W	162X101X69mm	1.58kg
PB-R160S+	V-mount	14.4V	160Wh (11.1Ah)	200W	162X101X53mm	1.08kg
PB-R220S+	V-mount	14.4V	220Wh (15.3Ah)	200W	162X101X69mm	1.51kg
PB-R290S+	V-mount	14.4V	290Wh (20.1Ah)	250W	162X101X69mm	1.51kg
PB-S98S	V-mount	14.4V	98Wh (6.8Ah)	150W	121X95X59mm	0.8kg
PB-S146S	V-mount	14.4V	146Wh (10.1Ah)	200W	121X95X59mm	0.88kg
PB-S220S	V-mount	14.4V	220Wh (15.3Ah)	200W	121X95X96mm	1.44kg
PB-S290S	V-mount	14.4V	290Wh (20.1Ah)	200W	121X95X96mm	1.44kg
MINO-S70	V-mount	14.4V	70Wh (4.9Ah)	100W	105X79X37mm	0.42kg
MINO-S140	V-mount	14.4V	140Wh (9.7Ah)	150W	105X79X55.Smm	0.71kg
MINO-S210	V-mount	14.4V	210Wh (14.6Ah)	200W	105 x 79 x 73.8mm	1.02kg
PB-M45S	V-mount	14.4V	45Wh (3.1Ah)	150W	100X74X34mm	0.31kg
PB-M98S	V-mount	14.4V	98Wh (6.8Ah)	150W	100X74X48mm	0.51kg
PB-M146S	V-mount	14.4V	146Wh (10.1Ah)	150W	100X74X63.7mm	0.72kg
S-8082S	V-mount	14.4V	95Wh (6.6Ah)	150W	134X88X52mm	0.71kg
S-8083S	V-mount	14.4V	130 Wh (9.2Ah)	100W	134x88x52mm	0.77kg
S-8110S	V-mount	14.4V	146Wh (10.2Ah)	150W	165X90X51mm	0.94kg
S-8113S	V-mount	14.4V	160Wh (11.1Ah)	200W	165X90X51mm	0.98kg
S-180S	V-mount	14.4V	220Wh (15.3Ah)	200W	165X90X66mm	1.28kg
S183S+	V-mount	14.4V	270Wh (18.75Ah)	250W	165X90X66mm	1.37kg
S-8192S	V-mount	14.4 V	92+92Wh (12.8Ah)	100W	168X101X60mm	1.27kg

S-4010/S-4020/S-4030/S-4040 4-Battery Power Station Box

- ◆ Install 4x V-mount batteries
- ◆ 2x XLR DC output (14.4V / 28.8V / 24V / 48V option)
- ◆ Real time output voltage LED display
- ◆ Low battery warning
- ◆ Charging without take out batteries
- ◆ Intelligent protective circuit design
- ◆ PP + Fiber glass case, strong and durable



			
PP + Fiber glass case	Install 4x V-mount batteries	Inside charging (5A)	Voltage display / Alert

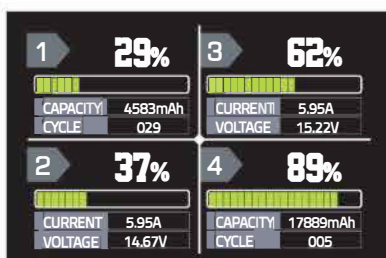
■ Output Description

	<p>S-4010 14.4V + 14.4V</p> <p>Dual 14.4V simultaneous output (Non-regulated)</p>	<p>4-pin XLR 11-16.8V DC output x2 Max Load: 15A/180W per channel 2 channels output simultaneously</p>
	<p>S-4020 14.4V / 28.8V</p> <p>14.4V/28.8V switching output (Non-regulated)</p>	<p>4-pin XLR 11-16.8V DC output x1 Max Load: 15A/180W 3-pin XLR 22-33.6V DC output x1 Max Load: 15A/360W 2 channels switching output</p>
	<p>S-4030 28.8V + 28.8V</p> <p>Dual 28.8V simultaneous output (Non-regulated)</p>	<p>3-pin XLR 22-33.6V DC output x2 Max Load: 15A/360W in total 2 channels output simultaneously</p>
	<p>S-4040 24V / 48V</p> <p>24V / 48V switching output (Regulated)</p>	<p>4-pin XLR 24V regulated DC output x1 Max Load: 10A/240W 3-pin XLR 48V regulated DC output x1 Max Load: 10A/480W 2 channels switching output</p>



PC-P461S/B 4 × 100W 16.8V & 33.6V Ultra Fast Charger

- ◆ 4-ch simultaneous charging
- ◆ Charge both 14.4V and 28.8V batteries
- ◆ DC33.6V 100W charging SWIT 28.8V and ≥160Wh batteries
- ◆ DC33.6V 50W charging SWIT 28.8V and <160Wh batteries
- ◆ DC16.8V 100W charging SWIT 14.4V and ≥160Wh batteries
- ◆ DC16.8V 50W charging for all other 14.4V batteries
- ◆ 3.5-inch color LCD info display
- ◆ Top large charging indicators



Charging Info Display

Power percentage, Charging current, Voltage, Capacity, Cycle times, etc.

PC-P461S: for V-Mount batteries

PC-P461B: for B-Mount batteries

Power	Max 450W
Input	AC 100V-240V, 50/60Hz
Charging output	DC33.6V, 100W×4 (SWIT 28.8V & ≥160Wh batteries)
	DC33.6V, 50W×4 (SWIT 28.8V & <160Wh batteries)
	DC16.8V, 100W×4 (SWIT 14.4V & ≥160Wh batteries)
	DC16.8V, 50W×4 (Other 14.4V batteries)
Dimension	330×153×162mm
Weight	2.43kg

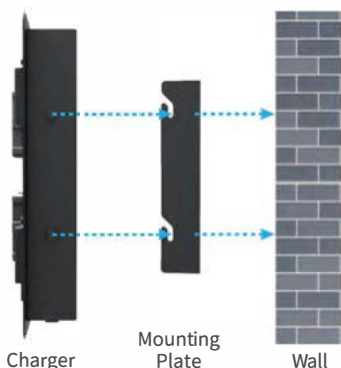


PC-W861S/B 8 × 100W 16.8V & 33.6V Ultra Fast Wall Charger

- ◆ 8-ch simultaneous charging
- ◆ Charge both 14.4V and 28.8V batteries
- ◆ DC33.6V 100W charging SWIT 28.8V and ≥160Wh batteries
- ◆ DC33.6V 50W charging SWIT 28.8V and <160Wh batteries
- ◆ DC16.8V 100W charging SWIT 14.4V and ≥160Wh batteries
- ◆ DC16.8V 50W charging for all other 14.4V batteries
- ◆ 2×3.5-inch color LCD info display

PC-W861S: for V-Mount batteries

PC-W861B: for B-Mount batteries



Power	Max 900W
Input	AC 100V-240V, 50/60Hz
Charging output	DC33.6V, 100W×8 (SWIT 28.8V & ≥160Wh batteries)
	DC33.6V, 50W×8 (SWIT 28.8V & <160Wh batteries)
	DC16.8V, 100W×8 (SWIT 14.4V & ≥160Wh batteries)
	DC16.8V, 50W×8 (Other 14.4V batteries)
Dimension	629.4×435.4×68.7mm
Weight	13kg

V-mount Charger



XLR# 23 W/ 1.4 A

S-3812S 2×100W Simultaneous Ultra Fast Charger

- ◆ 2-ch simultaneous charging
- ◆ Auto recognize battery and assign charging current
- ◆ DC16.8V 100W/6A fast charging for SWIT \geq 160Wh batteries
- ◆ DC16.8V 50W/3A charging for other batteries
- ◆ AC to 4-pin XLR 200W/12A adapting output
- ◆ Battery to 4-pin XLR 200W/12A adapting output
- ◆ LCD display Charging/Adapting info display

S-3812S: for V-Mount batteries



PC-P430S 4×50W Simultaneous Fast Charger

- ◆ DC16.8V, 50W×4 simultaneous fast charging
- ◆ 2-ch 4-pin XLR DC15V, 6A×2 simultaneous output
- ◆ LED charging indicators

PC-P430S: for V-Mount batteries



S-3822S 2×50W Simultaneous Fast Charger

- ◆ DC16.8V, 50W×2 simultaneous fast charging
- ◆ 1-ch 4-pin XLR DC 15V, 6A output
- ◆ LED charging indicators

S-3822S: for V-Mount batteries



SC-302S 2×33W Simultaneous Charger

- ◆ DC 16.8V, 33W×2 simultaneous charging
- ◆ LED charging indicators

SC-302S: for V-Mount batteries

LC-D421

4-ch Simultaneous Multi-type DV Charger

- ◆ 4-ch simultaneous charging
- ◆ 2A fast charging current per channel
- ◆ Snap-on exchangeable DV battery plates
- ◆ Mixed installation of different DV plates

Input	Charging output	Dimension	Weight
AC 100V-240V, 50/60Hz	16.8V/2A×3 or 1.5A×4; 8.4V/1A×4 or 2A×4	220×125×69.3mm	0.706kg



S-3602U/F/D/C/ i / V

2-ch Simultaneous DV Charger/Adaptor

- ◆ 2-channel simultaneous charging
- ◆ DC 7-8.4V 1.8A×2 adapting outputs (S-3602F/D/C/ i / V)
- ◆ DC 12V 1.9A×1 adapting output (S-3602U)

S-3602U: for LB-SU90C/SU75/SU98, SONY BP-U60/U30

S-3602F: for LB-SF65C/S-8975/S-8972/S-8970/S-8770, SONY NP-F970/770

S-3602D: for LB-PD65C/S-8D98/S-8D58/S-8D62, Panasonic VBD58/VBR59/D54

S-3602C: for S-8845, Canon BP-945/955/970G

S-3602i: for S-8i50, SSL-JVC50/75

S-3602V: for S-8823, JVC BN-VF823



■ Charging time chart of SWIT batteries & chargers (for reference)

Charger	CH	PB-M45S 45Wh	PB-M98S PB-S98A/S 98Wh	PB-M146S PB-S146A/S S-8110A/S 146Wh	MINO-S70 70Wh	MINO-S140 140Wh	MINO-S210 210Wh	PB-R160A/S+ S-8113A/S 160Wh	PB-R220A/S+ S-8180A/S 220Wh	PB-R290A/S+ PB-H290S 290Wh
PC-P461A/S	100W×4	1h 30m	2h 45m	3h 45m	2h	3h 30m	3h	2h 15m	3h 20m	3h 50m
PC-W861A/S	100W×8	1h 30m	2h 45m	3h 45m	2h	3h 30m	3h	2h 15m	3h 20m	3h 50m
S-3812A/S	100W×2	1h 30m	2h 45m	3h 45m	2h	3h 30m	3h	2h 15m	3h 20m	3h 50m
PC-P430A/S	50W×4	1h 30m	2h 45m	3h 45m	2h	3h 30m	5h 15m	4h	5h 45m	7h 15m
S-3822A/S	50W×2	1h 30m	2h 45m	3h 45m	2h	3h 30m	5h 15m	4h	5h 45m	7h 15m
SC-302A/S	33W×2	2h	3h 45m	5h 30m	2h 45m	5h 10m	8h	6h	8h 15m	10h 30m

Charger	CH	BIVO-98 98Wh	BIVO-160 160Wh	BIVO-200 196Wh	BIVO-290 HB-A290B 290Wh	HB-C420S 420Wh	PB-C420A/S 420Wh	S-8082A/S 95Wh	S-8183A/S+ 270Wh	S-8192A/S 92+92Wh
PC-P461A/S	100W×4	—	—	—	—	5h 20m	5h 20m	2h 45m	4h	4h 50m
PC-W861A/S	100W×8	—	—	—	—	5h 20m	5h 20m	2h 45m	4h	4h 50m
PC-P461B	100W×4	2h 45m	2h 40m	2h 45m	3h 50m	—	—	—	—	—
PC-W861B	100W×8	2h 45m	2h 40m	2h 45m	3h 50m	—	—	—	—	—
S-3812A/S	50W×4	—	—	—	—	—	5h 20m	2h 45m	4h	4h 50m
PC-P430A/S	50W×2	—	—	—	—	—	10h 10m	2h 45m	7h	4h 50m
S-3822A/S	50W×2	—	—	—	—	—	10h 10m	2h 45m	7h	4h 50m
SC-302A/S	33W×2	—	—	—	—	—	15h	3h 45m	10h 30m	7h

Charger	CH	LB-SU90C 90Wh	LB-SU75 75Wh	LB-SU98 98Wh	LB-SF65C 65Wh	S-8975 75Wh	S-8972 47Wh	S-8970 47Wh	S-8770 31Wh	S-8073N 73Wh
LC-D421	2A×4	3h 30m	3h	3h 45m	5h 10m	5h 30m	3h 45m	3h 45m	2h 45m	—
S-3602U	1.9A	3h 45m	3h	4h	—	—	—	—	—	—
S-3602F	2A×2	—	—	—	5h 10m	5h 30m	3h 45m	3h 45m	2h 45m	—

Charger	CH	LB-PD65C 65Wh	S-8D98 70Wh	S-8D58 43Wh	S-8D62 47Wh	S-8i50 47Wh	S-8823 18Wh	LB-CA90C 90Wh	S-8845 47Wh	S-8PE6 10Wh
LC-D421	2A×4	5h 10m	5h 25m	3h 25m	3h 45m	3h 45m	1h 45m	—	3h 45m	1h 10m
S-3602C/V/i	2A×2	—	—	—	—	3h 45m	1h 45m	—	3h 45m	—
S-3602D	1.2A×2	8h 15m	8h 40m	5h 20m	5h 50m	—	—	—	—	—
		—	—	—	—	—	—	—	—	—